


Compact Power Controller to 10A HBC-11 Series



FEATURES:


- Narrow width for maximum density - only .5" wide
- Standard relays approved to the following: UL, CSA, VDE & CE
- Solid State Relay Assemblies rated to 10A/pole @ 40° C (100% duty cycle)
- Most with LED input status indicator
- Custom Assym. available with MOV protection
- CX241 design especially for highly inductive loads such as solenoids when ordered w/-R option.
- Available in multiple zone banks; 4,8,12,16 etc. Call for details

OUTPUT SPECIFICATIONS	HBC-11-	HBC-11-	HBC-11-	HBC-11-	HBC-11-	HBC-11-	HBC-11-
	D2W202	D2W203	CX241	CX240D5	CX380D5	CXE240D5	CXE380D5
Operating Voltage (47-63 Hz) [Vrms]	24-280	24-280	12-280	12-280	48-530	12-280	48-530
Load Current Range [Arms]	.06-2	.06-3	.025-1.5	.06-5	.06-5	.06-5	.06-5
Transient Overvoltage [Vpk]	600	600	600	600	1200	600	1200
Max. Surge Current, (16.6ms) [Apk]	28	70	40	250	250	250	250
Max. On-State Voltage Drop [Vpk]	1.4	1.4	1.5	1.4	1.4	1.4	1.4
Max. Turn-on and Turn-off Time	1/2 cycle	1/2 cycle	1/2 cycle	1/2 cycle	1/2 cycle	1/2 cycle	1/2 cycle
Max. I ² t for fusing (8.3mS)	N/A	N/A	N/A	260	260	260	260
Max. Off-State Leakage Current [mArms]	8	8	0.1	0.1	0.1	0.1	0.1
Power Factor (Min.) with Max. Load	0.5	0.5	0.5	0.5	0.5	0.5	0.5
INPUT SPECIFICATIONS							
Control Voltage Range [Vdc]	3-32	3-32	4-10	3-15	4-15	15-32	15-32
Max. Turn-on Voltage [Vdc]	3.0	3.0	4.0	3.0	4.0	15	15.0
Min. Turn-off Voltage [Vdc]	1.0	1.0	1.0	1.0	1.0	1.0	1.0
Nominal Input Impedance [Ohms]	1500	1500	300	300	240	1500	1500
Typical Input Current	3.0mAdc @ 5Vdc	3.0mAdc @ 5Vdc	15mAdc @ 5Vdc	15mAdc @ nom.V	15mAdc @ nom. V	15mAdc @ nom. V	15mAdc @ nom. V

OPTIONS:

- P Removable/replacable relay (HBC-11P-)
- R Random turn-on switching turn-on time 0.1 msec (DC Control modules only)

Compact Power Controller to 10A HBC-11 Series



FEATURES:

- Narrow width for maximum density - only .5" wide
- Standard relays approved to the following: UL, CSA, VDE & CE
- Solid State Relay Assemblies rated to 10A/pole @ 40° C (100% duty cycle)
- Most with LED input status indicator
- Custom Assym. available with MOV protection
- CX241 design especially for highly inductive loads such as solenoids when ordered w/-R option.
- Available in multiple zone banks; 4,8,12,16 etc. Call for details

OUTPUT SPECIFICATIONS

	HBC-11-CMX60D5	HBC-11-CMX60D10	HBC-11-SPF4825	HBC-11-SPFE4825	HBC-11-CX240A5	HBC-11-CXE240A5
Operating Voltage	0-60Vdc	0-60Vdc	48-660Vrms *	48-660Vrms *	12-280Vrms *	12-280Vrms *
Load Current Range	0-5Adc	0-10Adc	.06-10A	.06-10A	.06-5A	.06-5
Transient Overvoltage [Vpk]	N/A	N/A	1200	1200	600	600
Max. Surge Current, [Apk]	60 @ 10msec	100 @ 10msec	250 @ 16.6ms	250 @ 16.6ms	250 @ 16.6ms	250 @ 16.6ms
Max. On-State Voltage Drop	0.5V	0.18	1.6	1.6	1.4	1.4
Max. Turn-on Time	1.0mS **	1.0msec **	1/2 cycle	1/2 cycle	10.0mS	10.0mS
Max. Turn-off Time	300 μS **	300 μS **	1/2 cycle	1/2 cycle	40.0mS	40.0mS
Max. I ² t for fusing (8.3mS)	N/A	N/A	260	260	260	260
Max. Off-State Leakage Current	100μAdc	100μAdc @ 55Vdc	0.1mArms	0.1mArms	0.1mArms	0.1mArms
Power Factor (Min.) with Max. Load	N/A	N/A	0.5	0.5	0.5	0.5
INPUT SPECIFICATIONS						
Control Voltage Range	3.0-10.0Vdc	3.0-10.0Vdc	4-15Vdc	15-32Vdc	90-140Vrms	18-36Vrms
Max. Turn-on Voltage	3.0Vdc	3.0Vdc	4.0Vdc	15.0Vdc	90.0Vrms	18.0Vrms
Min. Turn-off Voltage	1.0Vdc	1.0Vdc	1.0Vdc	1.0Vdc	10.0Vrms	2.0Vrms
Nominal Input Impedance (Ohm)	300	300	240	1500	14.1k	4.2k
Typical Input Current	15mAdc @ 5Vdc	15mAdc @ 5Vdc	15mAdc	15mAdc	10mArms @ nom. V	5mArms @ nom. V

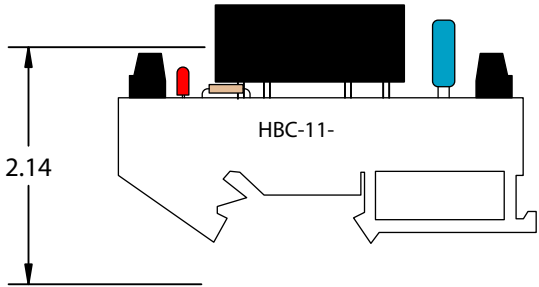
* @ 47-63 Hz)

** @ 10Vdc Control

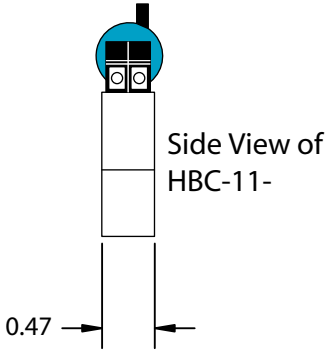
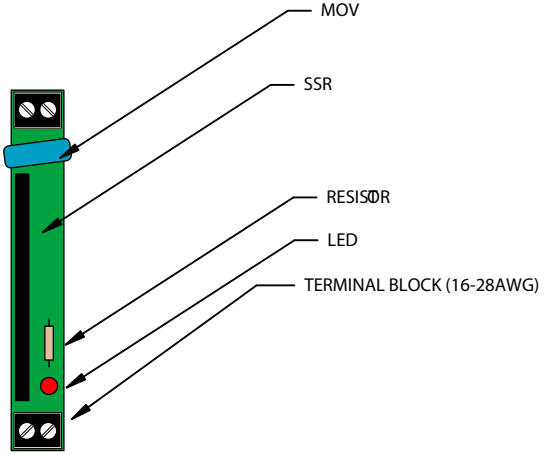
OPTIONS:

- P Removable/replacable relay (HBC-11P-)
- R Random turn-on switching turn-on time 0.1 msec (DC Control modules only)

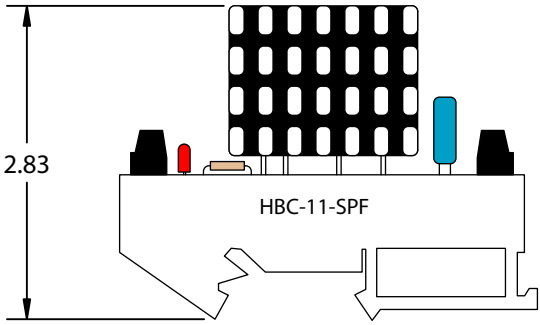
Compact Power Controller to 10A HBC-11 Series



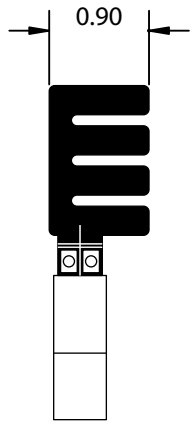
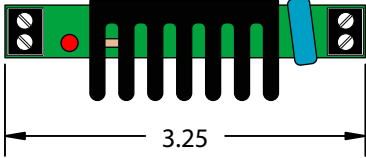
Top View of HBC-11-



Side View of HBC-11-



Top View of HBC-11-SPF



Side View of HBC-11-SPF